



### District Report Card: 2017


|                         |                          |
|-------------------------|--------------------------|
| <b>State:</b> Rajasthan | <b>District:</b> Tonk    |
| <b>Class:</b> 8         | <b>Subject:</b> Language |
| <b>Schools:</b> 51      | <b>Students:</b> 982     |


### Participation/Coverage


#### Students

| <b>GENDER</b><br> | Boys   |       | Girls  |       |
|--|--------|-------|--------|-------|
|  | Number | %     | Number | %     |
|  | 364    | 37.07 | 618    | 62.93 |

| <b>AREA</b><br> | Rural  |       | Urban  |      |
|---|--------|-------|--------|------|
|   | Number | %     | Number | %    |
|   | 917    | 93.38 | 65     | 6.62 |

| <b>CATEGORY</b><br> | SC     |       | ST     |       | OBC    |       | GEN    |      |
|--|--------|-------|--------|-------|--------|-------|--------|------|
|  | Number | %     | Number | %     | Number | %     | Number | %    |
|  | 271    | 27.60 | 145    | 14.77 | 497    | 50.61 | 69     | 7.03 |

| <b>CWSN</b><br> | LD | VI | HI | S&LD | ID | Oth |
|--|----|----|----|------|----|-----|
|  | 3  | 1  | 1  | 2    | 4  | 1   |

| <b>Management</b><br> | Government |        | Government-aided |      |
|--|------------|--------|------------------|------|
|  | Number     | %      | Number           | %    |
|  | 982        | 100.00 | 0                | 0.00 |

### Average Performance of Students in Language (%)

| Overall | Gender |        | Area  |       | Management |       | Social Group |       |       |       |
|---------|--------|--------|-------|-------|------------|-------|--------------|-------|-------|-------|
|         | Male   | Female | Rural | Urban | Govt.      | Aided | SC           | ST    | OBC   | GEN   |
| 67.96   | 66.59  | 68.76  | 68.47 | 60.72 | 67.96      | 0.00  | 65.14        | 65.70 | 70.33 | 66.67 |

## Performance on Learning Outcomes (LOs)

| Learning Outcomes | Description  | Average Performance(%) |
|-------------------|--|------------------------|
| L813              | Read textual/non-textual materials with comprehension and identifies the details, characters, main idea and sequence of ideas and events while reading | 67.96                  |

| Range of Performance of Students who Answered Correctly |      |           |       |           |       |           |       |
|---|------|-----------|-------|-----------|-------|-----------|-------|
| Below 30%   |      | 30% - 50% |       | 50% - 75% |       | Above 75% |       |
| Number  | %    | Number    | %     | Number    | %     | Number    | %     |
| 59  | 6.01 | 128       | 13.03 | 409       | 41.65 | 386       | 39.31 |

## Lowest Performing Learning Outcomes (LOs)

1 - Read textual/non-textual materials with comprehension and identifies the details, characters, main idea and sequence of ideas and events while reading (67.96)